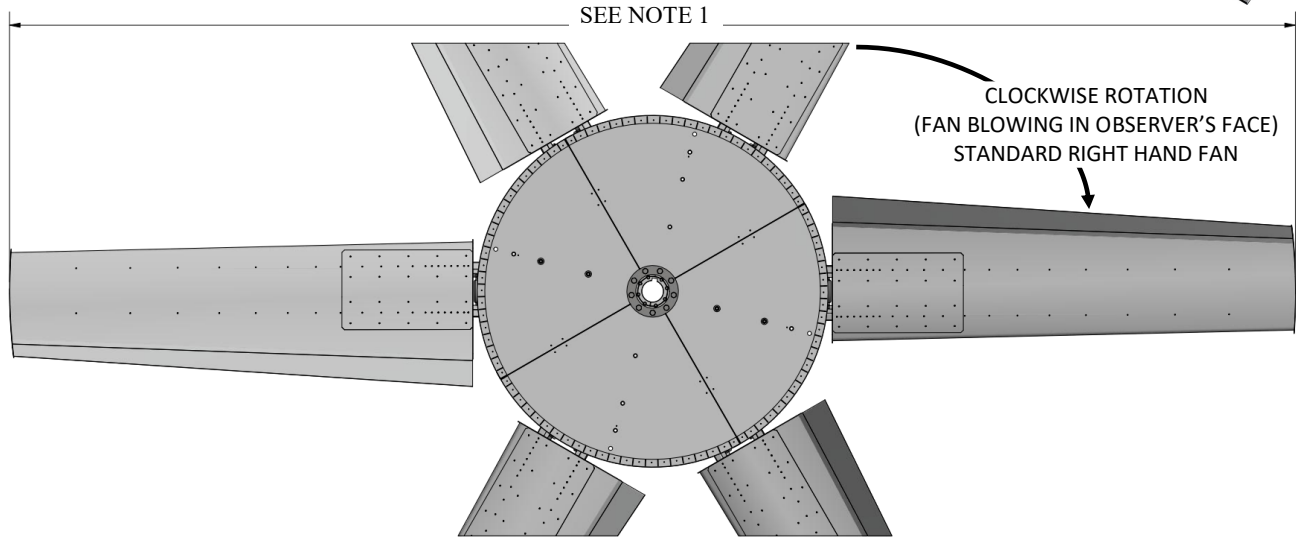
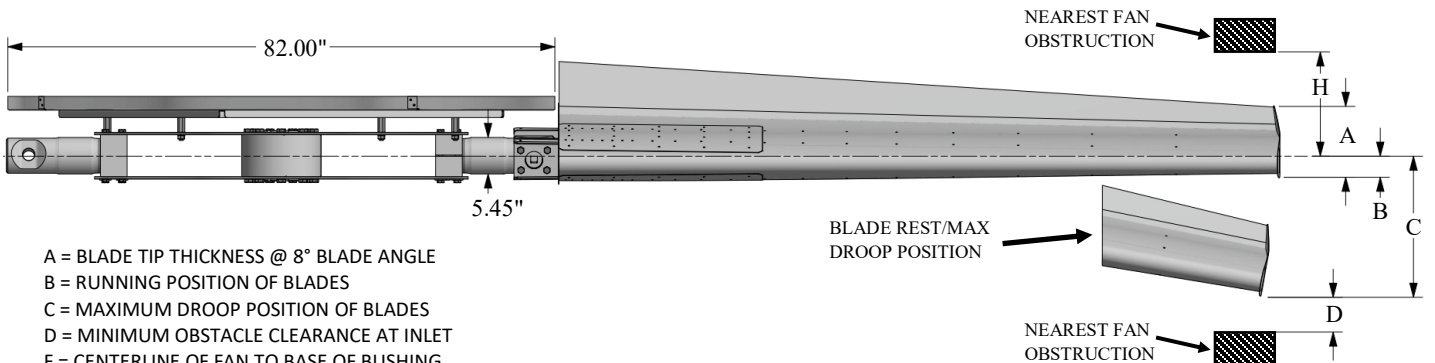


CLASS 20000 HD SERIES 84

STANDARD HUB, RH ROTATION

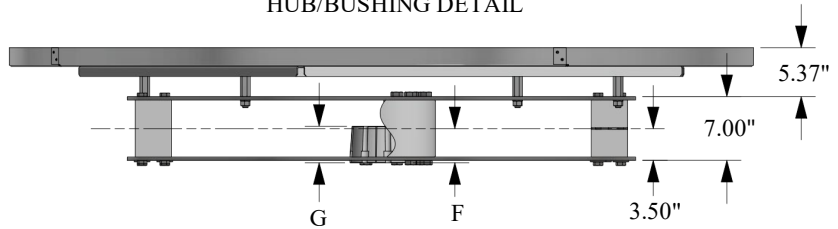


NOTE 1:
 MAXIMUM FAN DIAMETER EQUALS NOMINAL FAN DIAMETER.
 ADJUSTMENT OF ±1.5 INCHES* POSSIBLE AT INSTALLATION
 *BLADES WITH ATEX TIPS HAVE ADJUSTMENT OF -1.0" & +2.0"
 ON DIAMETER



- A = BLADE TIP THICKNESS @ 8° BLADE ANGLE
- B = RUNNING POSITION OF BLADES
- C = MAXIMUM DROOP POSITION OF BLADES
- D = MINIMUM OBSTACLE CLEARANCE AT INLET
- F = CENTERLINE OF FAN TO BASE OF BUSHING
- G = BUSHING OVERALL HEIGHT
- H = MINIMUM OBSTACLE CLEARANCE AT OUTLET
- L = MAX . BUSHING TORQUE FT. LBS.
- # = WITH S.A.E. STANDARD SQUARE KEYWAY
- * = WITH SHALLOW KEYWAY IN BUSHING
- o = MAX METRIC BORE WITH STANDARD KEYWAY

HUB/BUSHING DETAIL



WITH FAN OPERATING AT 12000 FT/MINUTE BLADE TIP SPEED

DIA	PERCENT BLADE LOADING		C	D	H	
	8°	100%				75%
25.0'	7.5"	2.1"	1.6"	3.0"	15.0"	20.0"
26.0'	7.5"	2.6"	2.0"	3.7"	15.0"	20.0"
27.0'	7.5"	3.2"	2.4"	4.6"	15.0"	20.0"
28.0'	7.5"	3.8"	2.9"	5.6"	15.0"	20.0"
29.0'	7.5"	4.6"	3.5"	6.7"	15.0"	20.0"
30.0'	7.5"	5.4"	4.2"	8.0"	15.0"	20.0"
31.0'	7.5"	6.4"	4.9"	9.4"	15.0"	20.0"
32.0'	7.5"	7.5"	5.7"	11.0"	15.0"	20.0"
33.0'	7.5"	8.7"	6.7"	12.8"	15.0"	20.0"

MAX BLADES	BUSHING TYPE	MAX # BORE	MAX * BORE	MAX o BORE	F	G	L
12	Z	5.000"	5.500"	140	3.7"	4.0"	18000